









Key Stage 3 Curriculum Map 2021-22

Subject: Design and Technology		Year: 9	
Focus/Topic	UAE Links	HPL Links	Home Learning / Guided Reading
<ul style="list-style-type: none"> Health and Safety in the classroom Understand the dangers of the tools in the room Be Familiar with expectations and rules in the class 	Health and safety links to day to day life in the UAE for each student	 ANALYSING Critical and logical thinking	All resources will be uploaded onto phoenix classroom
<ul style="list-style-type: none"> Create and design a themed based perfume bottle. High quality sketching techniques Shading and coloring Product design skills 	Cultural connection perfumes in the UAE such as oud	 CREATING Intellectual playfulness	All resources will be uploaded onto phoenix classroom
<ul style="list-style-type: none"> Product analysis of various speakers Analyzing color schemes Identify evidence of marketing in everyday life 	Understanding marketing techniques used in shops in the UAE	 META-THINKING Intellectual confidence	All resources will be uploaded onto phoenix classroom
<ul style="list-style-type: none"> Developments – Understanding, Drawing and creating various developments. Ability to be able to draw 2D Developments using the correct drawing techniques Improving spatial ability by creating physical developments 	Be aware of the developments that are relevant to students in the UAE on a day to day basis Such as food	 REALISING Automaticity	All resources will be uploaded onto phoenix classroom

	packaging		
<ul style="list-style-type: none"> • Packaging – Understand the 5 functions of packaging • Understand why its important for packaging to keep items cool, hot, secure etc. 	Types of food packaging that required in the UAE because of the hot climate	 <p>Automaticity</p>	All resources will be uploaded onto phoenix classroom
Break			
<ul style="list-style-type: none"> • Materials – Introduction to the materials that are available and their properties • Relate materials to everyday life • Classify materials according to their types • Follow new developments in materials application field 	Relate all materials examples to what students are aware of from living in the UAE	 <p>Precision</p>	All resources will be uploaded onto phoenix classroom
<ul style="list-style-type: none"> • Drawing techniques – Oblique, Isometric, 1-point and 2-point perspective • Understand how to render objects in light and shadow • Understand why we draw in order to design • Understand the basic concepts and sketching 	Drawings of relevant buildings and sculptures within the UAE	 <p>Speed and accuracy</p>	All resources will be uploaded onto phoenix classroom
<ul style="list-style-type: none"> • Mechanisms – Introduction of basic Mechanisms and modelling mechanisms • Understand the basic Mechanisms that are available and be able to relate to everyday examples • Understand the 3 levers and state where they are used in everyday life 	Simple mechanisms students are aware of from living in the UAE such as door handles, hinges, cars etc	 <p>Connection finding</p>	All resources will be uploaded onto phoenix classroom

Term 1