







Key Stage 3 Curriculum Map 2021-22

Botanical Forms – YEAR 9

Subject:		Year:	
Focus/Topic	UAE Links	HPL Links	Home Learning / Guided Reading
1. X3 ARTIST SHEET - Research Learning Objectives: <ul style="list-style-type: none"> • AO1 - Consider why artists draw from nature for inspiration • AO1 - Learn about the work of various artists inspired by Botanical Forms in their work 	Students will be encouraged to observe Islamic floral patterns when adding natural forms	 I can research artists present my new ideas clearly	Students will be encouraged research a fourth artist of their own selection
2 & 3 X3 ARTIST SHEET – Drawing out Composition Learning Objectives: <ul style="list-style-type: none"> • Consider composition when creating design sheet • AO2 & AO3 - Develop observational drawing skills focusing on shape, proportion and tone 	Students will be encouraged to observe Islamic floral patterns when adding natural forms	 Have I created an effective composition of x3 artists	Students will be encouraged to add a fourth artist of their own selection
4 & 5 Karl Blossfeldt Ball Point Pen - Artist Study <ul style="list-style-type: none"> • AO1 - Learn about the work of Karl Blossfeldt And how he shows Botanical Forms in his work 	Students will be encouraged to source own photography of nature sources	 I can work with unfamiliar materials	Students will be encouraged source own photography of

<ul style="list-style-type: none"> • A03 - Develop observational drawing skills focusing on shape, proportion and tone • A02 – Develop skills in using ballpoint pen to show tone 	within UAE	Does my drawing successfully meet the criteria	nature forms sources within
6 & 7 Marie Burke Artist Study <ul style="list-style-type: none"> • A01 - Learn about the work of Marie Burke and how he she shows Botanical Forms in work • A03 - Develop observational drawing skills focusing on shape, proportion and tone • A02 – Develop skills in watercolour paint to show colour mixing and tone 	Students will be encouraged to support one another in the classroom 'community' (UAE Values)	 Does my watercolor painting successfully meet the criteria	Students will be encouraged source own photography of nature source within UAE
8 & 9 Erin Gregory Artist Study <ul style="list-style-type: none"> • A01 - Learn about the work of Erin Gregory and how she shows Botanical Forms in work • A02 – Develop skills in acrylic paint to show mark making, colour mixing and tone 	Students will be encouraged to support one another in the classroom 'community' (UAE Values)	 Does my acrylic painting closely resemble the original	Students will be encouraged source own photography of nature sources
10 & 11 Refine and Present <ul style="list-style-type: none"> • A02: Thoughtfully refine ideas. Use Pencil crayon to refine edges • Present and annotate artist copies – identifying strengths and weaknesses in outcomes 	Students will be encouraged to support one another in the classroom 'community' (UAE Values)	 Connection finding: The ability to use connections from past experiences to seek possible solutions with new media	