









## Key Stage 3 Curriculum Map 2021-22

### Term-2

Subject: Art & Design		Year: 7	
Focus/Topic	UAE Links	HPL Links	Home Learning / Guided Reading
<p><b>PROJECT 1: PORTRAITURE (5 LESSONS)</b>            Scheme: Observational drawing &amp; Monochromatic Values            Theme: Andy Warhol Pop art portraits            Theory Focus: POP Art movement            Art elements- Color, Tonal gradations, Form &amp; Proportions</p>			
<p><b>Lesson 1: Portrait drawing</b>            Theory focus- Art Element: Line, Proportion &amp; Shape.            Technique- Pencil medium</p> <ul style="list-style-type: none"> <li>To observe and create portrait sketch with scale and measurement techniques.</li> </ul>	<p>Research about the Portraits of the royal family of UAE  <a href="https://www.masoodparvez.com/pencil-portraits.html">https://www.masoodparvez.com/pencil-portraits.html</a></p>		<p>Attempt the jigsaw puzzle of the renowned portrait of Monalisa.  <a href="http://www.iigzone.com/puzzles/BA055D4CF4A2">http://www.iigzone.com/puzzles/BA055D4CF4A2</a></p>
<p><b>Lesson 2: Monochromatic value scale</b>            Theory Focus- Color Wheel            Technique- Color pencil medium</p> <ul style="list-style-type: none"> <li>Design a color Wheel -Apply color in limited palettes of monochromatic tonal values.</li> </ul>	<p><a href="#">Exhibitions   Explore   Louvre Abu Dhabi</a></p>		<p>Monochromatic color schemes  <a href="https://www.youtube.com/watch?v=tIG-oOY1Z4M">https://www.youtube.com/watch?v=tIG-oOY1Z4M</a>            Color game to revisit various color schemes-  <a href="https://color.method.ac/">https://color.method.ac/</a></p>
<p><b>Lesson 3-5: Monochromatic Pop Art Portraits</b>            Artwork in focus- "Marilyn Monroe"            Artist inspiration- Andy Warhol            Theory Focus- Monochromatic Value scale            Technique- Poster color medium Exploration.</p> <ul style="list-style-type: none"> <li>Learn and understand The Pop Art movement and style of artist Andy Warhol.</li> </ul>	<p><a href="#">Louvre Abu Dhabi   Art - Exhibition - Rembrandt, Vermeer &amp; the Dutch Golden Age</a></p>		<p><a href="#">Andy Warhol Online (artcyclopedia.com)</a></p>

<ul style="list-style-type: none"> <li>Identify and apply monochromatic value scale tones in artists work.</li> <li>Self-evaluate work in terms of use of monochromatic coloring technique.</li> </ul>			
<b>BREAK</b>			
<p><b>PROJECT 2: SELF PORTRAITS (7 Lessons)</b>  Scheme: Observational drawing &amp; Monochromatic Values  Theme: Andy Warhol Pop art portraits Theory Focus: POP Art movement  Art elements- Color symbolism, Tonal gradations, Form &amp; Proportions</p>			
<p><b>Lesson 1-4: Pop Art monochromatic Portrait</b> (Creative response to style and technique of artist Andy Warhol)  Self-portrait study (Observation)</p> <ul style="list-style-type: none"> <li>Record-Produce a self-portrait study</li> <li>Apply scale, measurement techniques and understanding of formal Art Elements.</li> </ul>	Virtual gallery visit <a href="#">Exhibitions   Explore Louvre Abu Dhabi</a>	 	Research about famous portrait paintings <a href="https://artincontext.org/famous-portrait-paintings/">https://artincontext.org/famous-portrait-paintings/</a>
<p><b>Lesson 5-7: Pop Art Group project</b> (collaborative artwork)  Each participant will complete their own section of the portrait which is then assembled with the others to reveal a unique artwork.</p> <ul style="list-style-type: none"> <li>Creative application of Color in limited Palettes of mono-chromatic tonal values.</li> <li>Demonstration and understanding of all Art Elements through practical application.</li> <li>Irrespective of individual artistic abilities, all contribute to the success of the entire project.</li> </ul>		 	<a href="http://artcyclopedia.com">Pop Art (artcyclopedia.com)</a>