





Key Stage 4 Curriculum Map 2021-22

Term 2

Subject: Accounting		Year: 11	
Focus/Topic	UAE Links	HPL Links	Home Learning / Guided Reading
Week 1 <ul style="list-style-type: none"> • Chapter 16: Irrecoverable Debts. <ul style="list-style-type: none"> ✓ Explain why it is necessary to provide an allowance for irrecoverable debts. ✓ Distinguish between an irrecoverable debt and an allowance for irrecoverable debts. ✓ Calculate and record irrecoverable debt and an allowance for irrecoverable debts. 	Do banks in the UAE operate in the same way as banks in other countries? What are the similarities and differences? What do they do if they are unable to recover debts in UAE?	 <p>ANALYSING</p> <p>The ability to work effectively within the rules of a domain</p>	Complete end of chapter questions from Q6 to Q10 on page 188 of the textbook. Complete MCQ questions on the given WS.
Week 2 <ul style="list-style-type: none"> • Chapter 17: Incomplete records Calculate the profit for the year by comparing the opening and closing balances	Do banks in the UAE operate in the same way as banks in other countries? What are the similarities and differences? What do they do if they are unable to recover debts in UAE?	 <p>HARD WORKING</p> <p>The ability to train and prepare through repetition of the same processes in order to become more proficient.</p>	Complete MCQ questions on the given worksheet.
Week 3 <ul style="list-style-type: none"> • Chapter 17: Incomplete records <ul style="list-style-type: none"> ✓ Calculate revenue and purchases by using appropriate accounting techniques used in control accounts. 			Complete Q9. As homework
Week 4 <ul style="list-style-type: none"> • Chapter 17: Incomplete records <ul style="list-style-type: none"> ✓ Prepare income statement and financial statement from incomplete records. 			Complete Q9. As homework
Week 5 <ul style="list-style-type: none"> • Chapter 18: Calculations and interpretation of Accounting ratios. <ul style="list-style-type: none"> ✓ Explain the difference between profitability and liquidity. 	Research the financial statement of leading construction companies in UAE and compare their profitability ratios for the financial year ending 2020 and	 <p>HARD WORKING</p>	A business lesson ppt of Accounting ratio's will be shared with students.

<ul style="list-style-type: none"> ✓ Calculate and interpret the profitability ratios. 	2021 respectively.	The ability to train and prepare through repetition of the same processes in order to become more proficient.	They will refer to the ppt a prior to the teacher starting the lesson and differentiate between the profitability and liquidity ratios by themselves.
<p>Week 6</p> <ul style="list-style-type: none"> • Chapter 18: Calculations and interpretation of Accounting ratios. <ul style="list-style-type: none"> ✓ Calculate and interpret the profitability ratios. ✓ Calculate and interpret the liquidity ratios. 			Students will complete MCQ questions based on the PPT.
<p>Week 7 MID TERM BREAK</p>			
<p>Week 8</p> <ul style="list-style-type: none"> • Chapter 19: Financial statement of Partnership. <ul style="list-style-type: none"> ✓ Explain the nature of partnership and the reasons for forming one. 	Research the financial statement of leading partnership firms in UAE and compare their profitability ratios for the financial year ending 2020 and 2021 respectively.	 <p>The ability to train and prepare through repetition of the same processes in order to become more proficient.</p>	Students to complete end of chapter questions at home. This will be self-assessed in class.
<p>Week 9</p> <ul style="list-style-type: none"> • Chapter 19: Financial statement of Partnership. <ul style="list-style-type: none"> ✓ Explain the nature of partnership and the reasons for forming one. ✓ Explain the nature and structure of limited liability partnership. 			Students to complete MCQ is on the given worksheet.
<p>Week 10</p> <ul style="list-style-type: none"> • Chapter 19: Financial statement of Partnership. <ul style="list-style-type: none"> ✓ Explain the nature and structure of limited liability partnership. ✓ Apply the provision of partnership Act in calculations of interest, salaries, commission to partners and the purpose of these accounts. 			Students will solve 2 exam styles question at home this will be peer- assessed in class.
<p>Week 11 Revision session</p>			
<p>Week 12 Assessment week</p>			